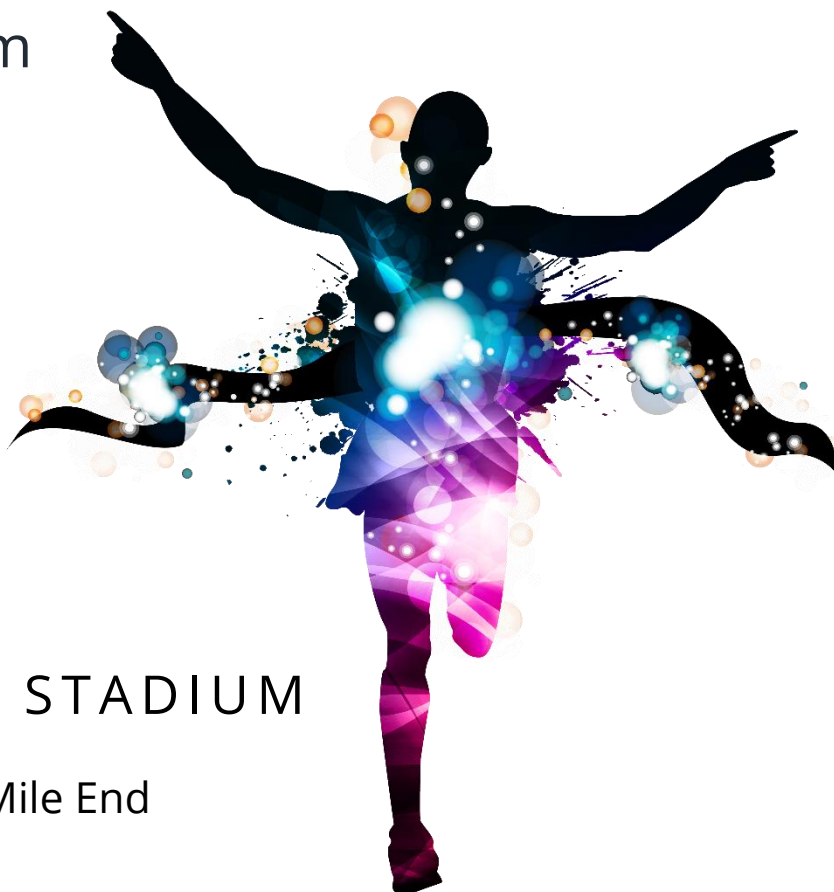


ATHLETICS CHAMPIONSHIPS

PRIMARY - 8yr old's - 12yr old's

FRIDAY 3RD MAY 2024

8:15am - 3.00pm



SA ATHLETICS STADIUM

145 Railway Terrace, Mile End

TABLE OF CONTENTS

CARNIVAL CONTACTS	3
PHILOSOPHY OF CHRISTIAN ATHLETICS	4
INTENT TO COMPETE / NOMINATIONS.....	5
How to set up an account/login	6
How to enter competitors into events	7
How to remove a competitor from an event.....	10
How to import more competitors into the program.....	10
How to enter teams into relay events	11
ON THE DAY	12
2024 LANE ALLOCATIONS	13
2024 RESPONSIBILITIES/EQUIPMENT ROSTER.....	14
IMPORTANT INFORMATION	15
Stadium Spectator Costs	15
Number of Events per Competitor	15
Age of Competitors (2024)	15
Point Allocations.....	15
Trophy Presentation	16
Preparation of Marshals, Judges, Timekeepers etc.	16
Times/Distances	16
Relays.....	16
Uniform	17
Clash of Events	17
Location of Field Events.....	17
Lost Property	17
Weather Policy.....	17
Students Not Competing.....	18
Areas Out of Bounds	18
OFFICIALS	18
Field Event Referee	18
Field Event Officials.....	18
Track Referee.....	18
Starters Marshal 1 & 2: Team A and Team B.....	19
Starter: Team A and Team B.....	19
Finish Track Marshal	19
Chief Judge	19
Track Event Recorder.....	19
Field Event Results Sheet Collector.....	19
EVENT-SPECIFIC GUIDELINES /DESCRIPTION	20
FIELD EVENTS.....	20
High Jump.....	20
Shot Put	21
Discus.....	21
Long Jump	21
800 Metres	21
2024 PROGRAM OF EVENTS	22
Seating Allocation	25
SA ATHLETIC STADIUM MAP	26

CARNIVAL CONTACTS

Luke Shearer

SACSA Executive Sports Coordinator

e: luke@sacsasports.com.au

p: 8282 5141

m: 0408 439 906

PHILOSOPHY OF CHRISTIAN ATHLETICS

The South Australian Christian Schools Association is committed to providing opportunities for its member schools to participate in Athletics and other sporting events in a cooperative, friendly Christian environment.

As Christian schools, we acknowledge the Lord Jesus Christ as Saviour and His Father God, the Creator and Giver of all gifts. It is the physical gifts that He has endowed upon our students that we celebrate in our sporting carnivals. We encourage our athletes to participate to the best of their abilities, in order to give the Glory to God, in the tradition of athletes like Eric Liddell.

SACSA acknowledges that competition is inherent within athletic pursuits, as students pursue excellence, and excellence on the sporting arena should be valued as much as academic excellence. On the sporting field true excellence must value sportsmanship, participation, and enjoyment for all. As Christian Schools, this is what sets us apart – cooperation, mutual respect and camaraderie, in the name of our Lord Jesus Christ. It is these principles that underpin our operation as an association.

INTENT TO COMPETE / NOMINATIONS

SACSA Sports uses a program called **ReadyGo**.

Please read the information below to learn how to register and nominate your team.

1. You will firstly need to complete the online "intent to compete" form that can be found at www.sacsasports.com.au/nominations. This is due by no later than:

Friday 8th March, 2024

If you have any issues, please contact the SACSA Sports Coordinator or the Carnival Convenor as soon as possible.

2. Once you have nominated online, you will need to send an excel spreadsheet to the SACSA Coordinator. The spreadsheet will need to include a list of **all of your students** enrolled from Years 2 – 7 at your school (see example below). Please note that we do not just want your athletes competing, we will need all students enrolled. We are hoping this file can be gained from the appropriate personnel at your school e.g. IT department etc. and therefore should not be a time consuming process.

The CSV. excel spreadsheet will need to look like the one below:

Name	Date of birth	Gender	Team
John Smith	YYYY-MM-DD	M	Sunrise

Please note:

- If you are unable to send the name in one column, you can send two columns with first name and last name. We will change this for you.
- Also, if you are unable to enter the date in the above format, we can also change this for you.

This CSV. spreadsheet will need to be sent back to the SACSA Sports Coordinator via email (luke@sacasports.com.au) by no later than:

Wednesday 27th March, 2024

3. The SACSA Sports Coordinator will enter all of your school's students into the ReadyGo program. Once this has been done, you will be able to enter your competitors into their events online. Please read below for a step by step process on how to enter your team into ReadyGo.

You will need to enter your competitors into ReadyGo by no later than:

Thursday 11th April, 2024

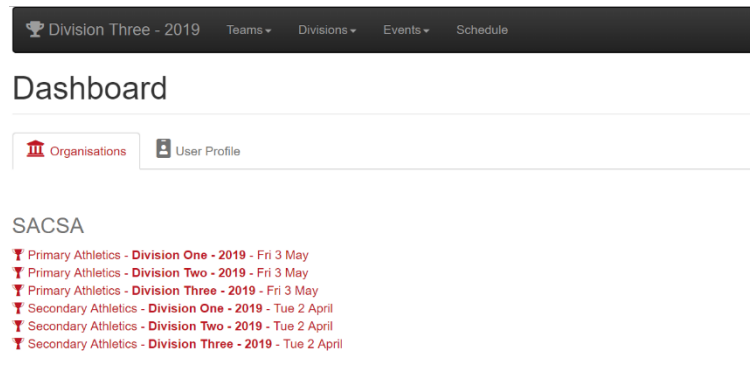
How to set up an account/login

1. You will be sent an email shown below:
Hello,
Luke Shearer has added you for the role of "Sports Coordinator" on ReadyGo Sports Day Manager.
Click here to accept your role.
Please note, you will be directed to log in or to create an account if you have not already done so. Thank you
2. Once you clicked on the words "click here to accept your role" in your email, you will be directed to the ReadyGo website (<http://www.readygo.com.au>).
3. You will see the following screen:

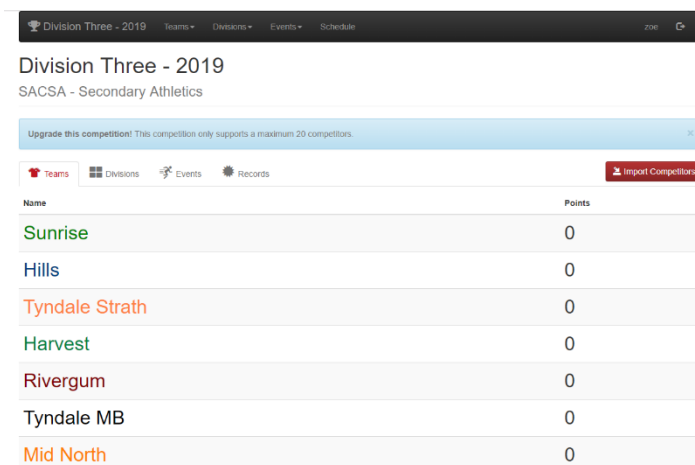
4. If you did not use the Ready Go program last year, please click on "New here? Create an account..." at the bottom of the red login box. Please enter in your name, email address and set up a password as shown below. If you have used it before and cannot remember your password, please click on "Forgot Password...". Otherwise login as you did last year.

How to enter competitors into events

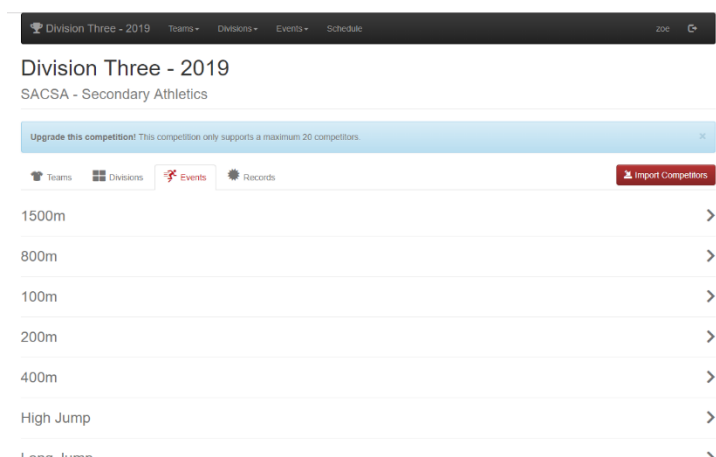
1. You will then be directed to the dashboard where you will see our name "SACSA" in grey. Please click on one of the options in red below "SACSA" to enter straight into your carnival. If you have forgotten which division your school is in, you can access the Athletics Booklet online (www.sacsasports.com.au/sports/athletics) to find out.



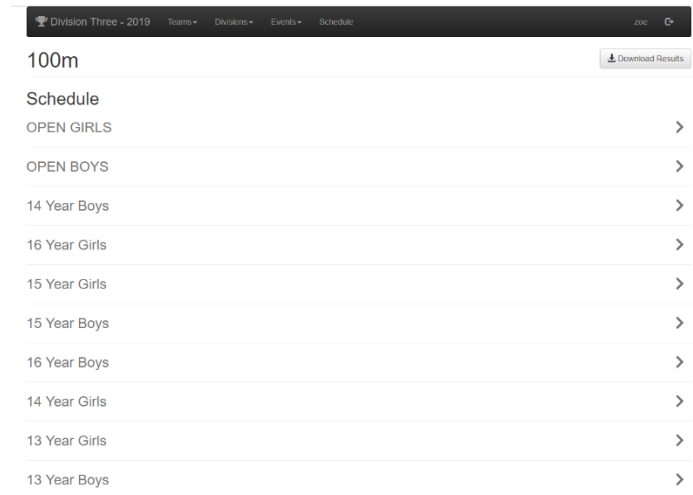
2. Once you have entered into your division, you will see the following screen (example below is for Secondary Athletics Division three only).



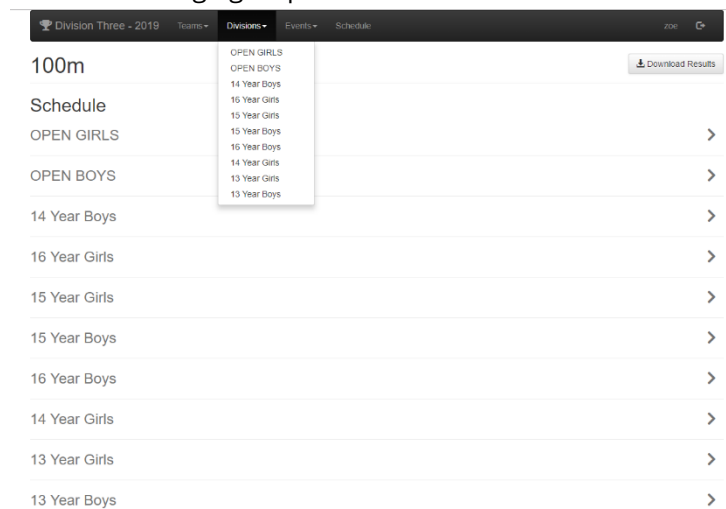
3. You can now start placing competitors into their events by clicking on "Events" (either the grey option or on the top black menu bar at the top of the page).



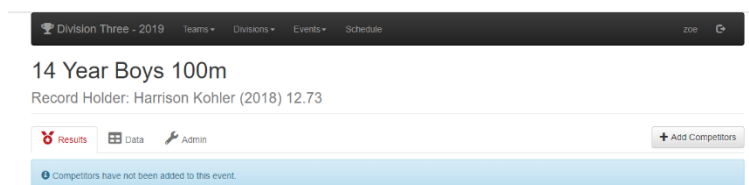
4. If you click on each individual event, you will have the option to then choose the age group you would like to enter competitors into as show below.



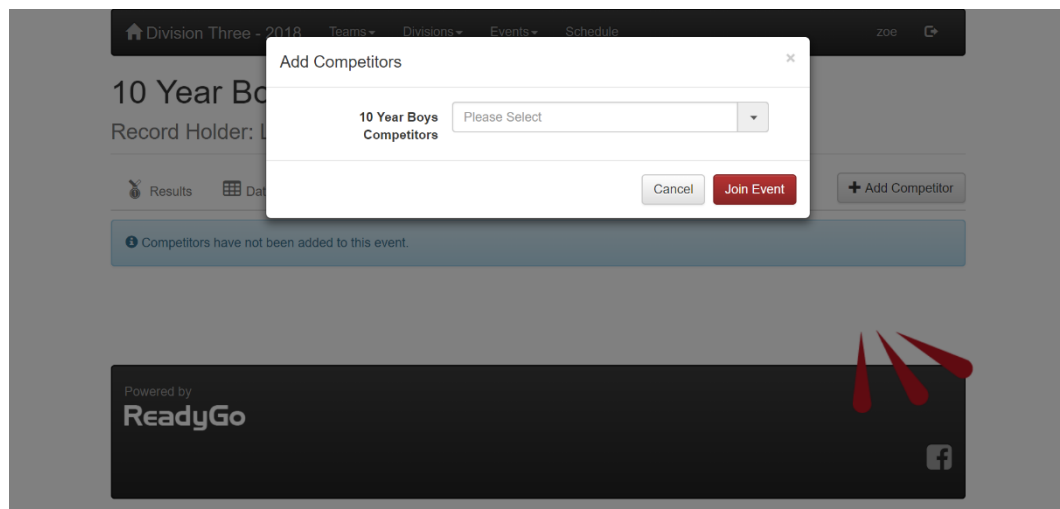
5. Alternately, if you would like to add competitors into events by age groups, you can click on "Divisions" on the black menu bar at the top of the screen. This will show a drop down as shown below. You can then access all of the events in that age group.



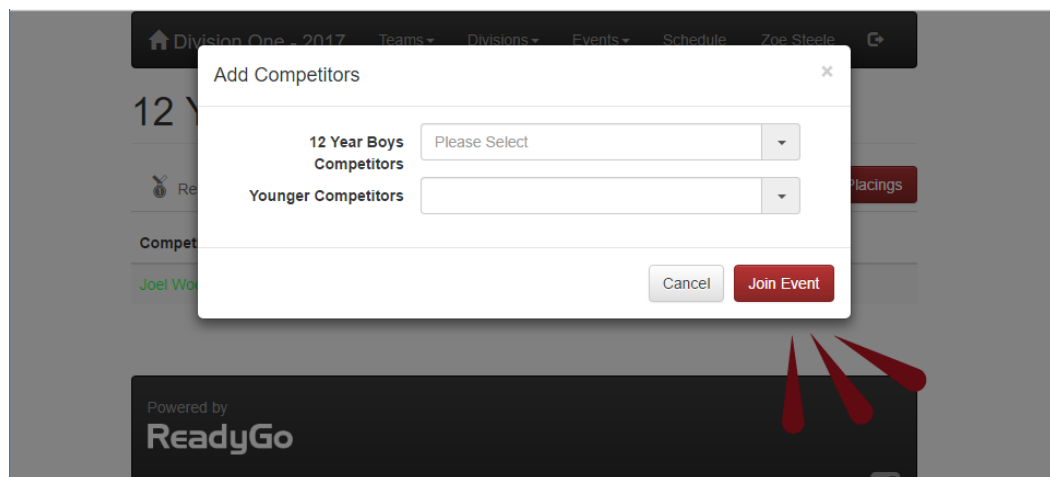
6. Once you are into the correct event and age group, you will see the screen below (shown for the 14 Year Boys 100m event)...



- You then need to click on “+Add Competitor” tab on the right hand side of the screen.




- You can now either use the drop down to add your competitor to the event or type in their name. If you are adding a competitor that is younger than the age group, you just need to type his name in the “Younger Competitors” section.



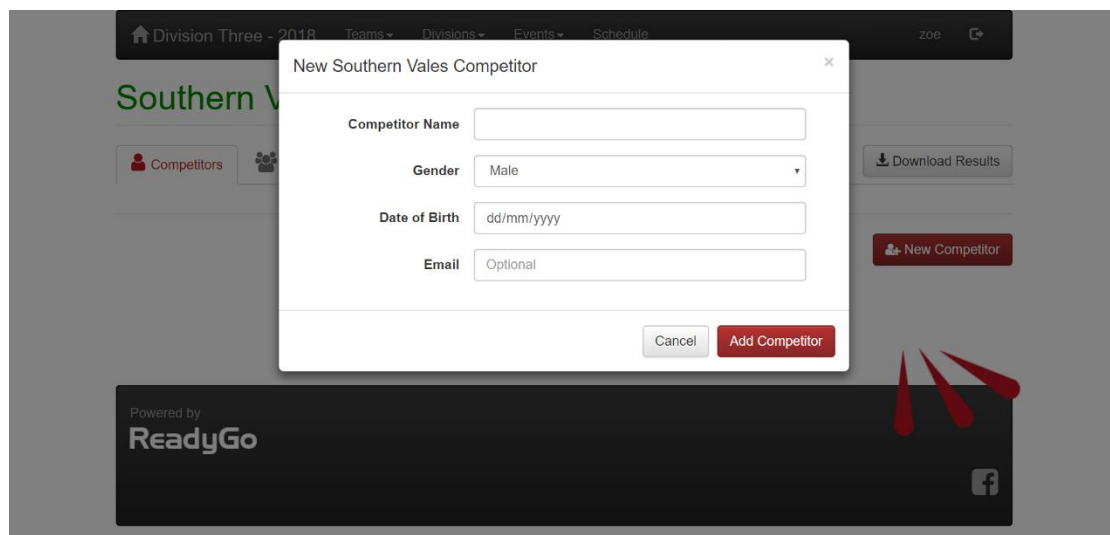
How to remove a competitor from an event

1. To remove or change a competitor that you have already entered, please go to the specific event (eg 100m, 12 Year Girls) and click on the “admin” tab as shown below. By clicking on the bin to the right of the competitor’s name, you will be able to delete them.



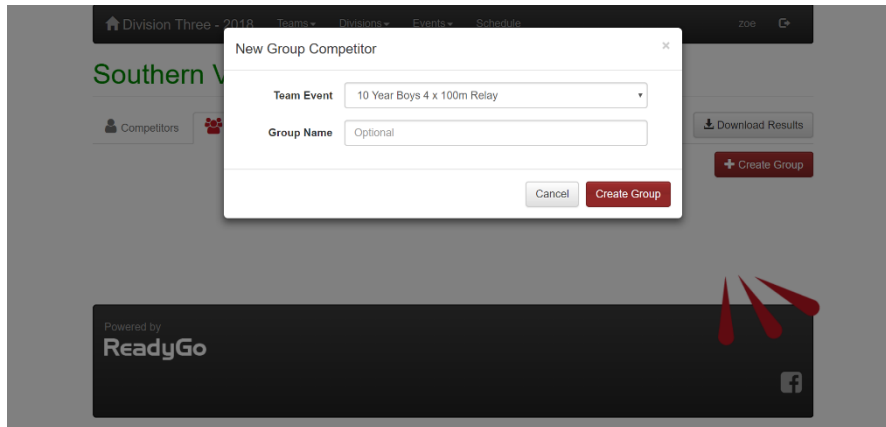
How to import more competitors into the program

1. If you would like to add competitor into the program you will need to go to the menu bar at the top of the screen (black) and click on “Teams”. If you choose your team name it will then show you a list of all of your competitors sorted into age and gender. Scroll down to the bottom of the page and there will be a red box that says, “New Competitor”. If you click on that box, you can then add in a new competitor. They will then be added into the program.

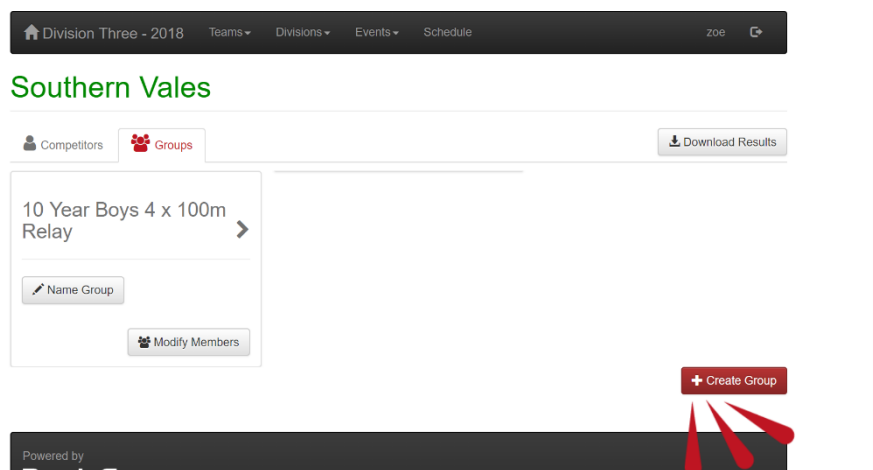


How to enter teams into relay events

- Once you have entered into your division, you will need to go to the menu bar at the top of the screen (black) and click on "Teams". If you choose your school name and then click on the "groups" tab. Click on "Create Group" and this will bring up another box. You are then able to select the "Team Event" by using the drop down arrow. You are also able to give your team a group name if you want, but this is optional. You can keep adding these groups until all of the relays have been added.



- Once you have entered a relay team, it will appear in the program as shown below. You can then change the Name of the group if you want (not compulsory) and you can also add in the names of each competitor in your relay team (this is also not compulsory).



ON THE DAY

For a smooth start to the day, please take note of the following:

- **8.30am**

- All Athletics coordinators must be at the venue. If this is not possible, please contact the SACSA Sports Coordinator prior to the carnival.

- **8.45am**

- All athletics should have arrived at the SA Athletic Stadium.
- **All officials and marshals must report to 100m finish line, to collect folders and be give your final instructions.**
- Open in [Prayer](#)

- **8.50am**

- All field event & track event competitors and officials must be at their respective venues.

- **9.00am**

- Events begin

2024 LANE ALLOCATIONS

DIVISION 1	
LANES	TEAM
1	EMMAUS
2	TYNDALE SE
3	CEDAR
4	KINGS
5	SUNRISE
6	TVCS
7	

DIVISION 2	
LANES	TEAM
1	PRESCOTT STH
2	HOPE
3	BETHANY
4	HILLS
5	SVCC
6	PORTSIDE
7	

DIVISION 3	
LANES	TEAM
1	
2	RIVERGUM
3	HORIZON
4	BLAKES CROSSING
5	PILGRIM
6	GGLPS
7	

****TO BE UPDATED ONCE SCHOOLS HAVE NOMINATED FOR 2024****

Schools will need to stay in their allocated lane for the day, including the relays.

Promotion / relegation system - The team finishing last in each division will be relegated to the lower division, and the team finishing on top in each division will be promoted to the higher Division.

2024 RESPONSIBILITIES/EQUIPMENT ROSTER

PLEASE NOTE:

- See "Officials" page in this booklet for a description of each responsibility above.

SCHOOL	RESPONSIBILITIES	LOCATION	HELPERS	EQUIPMENT
SACSA	Set up on the day - Arrive @ 7:30am		Luke	supplied by SACSA
	Announcer	Offices	Matthew (Tyndale SE)	
	Opening		Warren Hall (Blakes)	
	Recorder (Track)	SACSA Tent	SACSA	
	Timing Gates	Track	SACSA	
	Track Finishing Marshal and chief judge	Track	SACSA	
Sunrise	Set up on the day - Arrive @ 7:30 am		1 staff - (Imbi)	ALL STUDENT HELPERS from Temple Mile End
	Track Referee		2 staff	
	Starters Marshal 1: Team A - 70, 400, 200		Total - 2 staff	
Tyndale (SE)	Set up on the day - Arrive @ 7:30 am		1 staff - (Matthew)	
	Announcer	Offices	2 Staff	
	Starter	Start Line	Total - 3 staff	
Kings	High Jump (Girls)	SW Mat	1 staff	2 students
	Relay Changeover Judge & Marshal #1	1500m start	1 staff	2 students**
			Total - 2 staff	
Bethany	Set up on the day - Arrive @ 7:30 am		2 staff - (Ben)	Timing Gates & Bollards
	Finishing Line		1 staff	2 students**
	Relay Changeover Judge & Marshal #2	200m start	Total - 2 staff	
Cedar	Long Jump (Boys 9am -11am ONLY) 12+ 8 yr olds	NW Pit 2	1 staff	2 students
	Shot put (Boys)	Outside ring 1	1 staff	2 students
			Total - 2 staff	
Prescott Southern	High Jump (Boys)	SE Mat	1 staff	2 students
			Total - 1 staff	
Emmaus	Field Event Referee		1 staff - (Daryl)	2 students**
	Relay Changeover Judge & Marshal #3	100m start	1 staff	
	Long Jump (Girls 9am -11am ONLY) 12+ 8 yr olds	SW Pit 2	Total - 2 staff	
TVCS	Starter Marshal 1: Team B - 100, 800, Relay		2 staff	2 students
	Starter Marshal 2: Team B - 100, 800, Relay			
	**Marshal 1st runner position of relay		Total - 1 staff	
Portside	Shot Put (Girls)	Outside Ring 2	1 staff	2 students
			Total - 1 staff	
Horizon	Discus (Boys)	NE Ring	1 staff	2 students
			Total - 1 staff	
Hope	Discus (Girls)	SE Ring	1 staff	2 students
			Total - 1 staff	
SVCC	Long Jump (Girls)	SW pit 1	1 staff	2 students
			Total - 1 staff	
Hills	Record Results	Offices	1 staff + 6 students	laptops
			Total - 1 staff/6 students	
Blakes	Long Jump (Boys)	NW Pit 1	1 staff	2 students
			Total - 1 staff	
Temple ME	Field and Track Event Sheet collectors/runners	SACSA Tent		3 students
	Finishing Place getters	Finish Line		4 students
				Total Students - 31

**** these responsibilities may change once school nominations have been updated****

IMPORTANT INFORMATION

Stadium Spectators Cost

Athletics SA charge a fee for spectators. Please see fee below and make your parents aware of this cost.

Competitors, staff and officials are not charged any fee for entering the stadium.

Adults: **Free**

Concession: **Free**

Number of Events per Competitor

Division One Schools: Competitors are restricted to 4 individual events, plus 2 relays.

Division Two and Three Schools: Competitors are restricted to 5 individual events, plus 2 relays.

Each school can only send 1 competitor per event (except for relays).

Students may only compete in an event ONCE. If they choose to compete in a higher age group, they therefore forfeit their position in that event in any other age group. E.g., if a 10 year old girl has competed in High Jump in the U11 age group, she cannot compete in High Jump again. If she chooses to compete in U12 High Jump, she therefore will not be able to compete in U11's.

Students are not allowed to compete in a lower age group.

Age of Competitors (2024)

See below for the age groups that athletes can compete in.

Year of Birth	Age Group
2012	12 yr olds
2013	11 yr olds
2014	10 yr olds
2015	9 yr olds
2016	8 yr olds
2017	8 yr olds

All students must compete in their **year of birth** as shown above in any events.

Students that wish to compete in an older age group may do so, but may only compete in either the 8yr old's – 12yr old's Athletics Carnival or the 13yr old's – Open Athletics Carnival, not both.

Point Allocations

All track and field events from each division will use the same points scale below.

	1 st	2 nd	3 rd	4 th	5 th	6 th	7 th	8 th	9 th	10 th
All Track & Field Events	10	9	8	7	6	5	4	3	2	1

Please note: This will vary depending on how many schools in each division

Trophy Presentation

Championship Trophy

The Championship Trophy for each division is awarded for highest points scored on day.

Challenge Shield

As an addition to the Championship Trophy, SACSA Sports presents a second Trophy called the Challenge Shield. The Challenge Shield is awarded by dividing the number of points that each school receives by the number of students enrolled at their school (Years 3-6). This gives more opportunities for our smaller schools to be rewarded for their efforts in divisions 2 & 3.

- If you are in Division 2 and you have less than 100 students, your final points are divided by 100.
- If you are in Division 3 and you have less than 50 students in your school, your final points score is divided by 50.

Preparation of Marshals, Judges, Timekeepers etc.

Schools providing marshals and officials to assist in the running of events must ensure they are familiar with measuring tapes and any information necessary to capably do their job. Please make sure that your staff and students are aware of any important points. We must ensure that all staff and students act under the rules and expectations set down for the benefit of all.

Please make sure each Field event official asks the competitors in each age group if they will need to leave to attend a track event and are going to come back. The Official will need to make note of this on their sheet so they are aware of which students will be returning.

Times/Distances

Previous records will be recorded on score sheets for comparison.

Field Event Officials please notify the announcer of records being broken.

Relays

The onus is on each school to ensure relay teams are organized and aware of basic changeover rules. Unfortunately, due to the time restraints of the event, the Relay Marshals will not wait for teams that are late. Students will report directly to their relay positions. E.g., Starting runner to the start area, 2nd runner to first changeover, 3rd runner to second changeover and 4th runner to last changeover. Relay Marshals will call the age groups out. Relays are only worth single points.

Uniform

School sports coordinators must ensure that all competing students are dressed in correct PE/Athletic uniform. Hats should be worn when waiting to compete. For track events students MUST be in shorts (not track pants) & school PE shirt / Athletics top, however they are permitted to wear track pants for field events.

Footwear and Shoes

- Footwear is compulsory for ALL athletes in ALL events.
- All shoes must be a running style shoe. A running style shoe is one that encloses the foot and is fastened with laces and/or Velcro.
- The wearing of footwear with blades or cleats constructed of hard plastic will not be permitted. All spike shoes must be worn with all holes filled with a complete set of spikes with no more than two blanks/slugs installed.
- Spike shoes (5ml max) will only be permitted to be worn in the events listed in the following table:

Age Groups	Track Events	Field Events	Relays	Cross-Country
U9, U10	No spike shoes allowed	No spike shoes allowed	No spike shoes allowed	No spike shoes allowed
U11, U12	All events run entirely in lanes	All jump events	4x100m	No spike shoes allowed

Clash of Events

- Track events have priority.
- Competitors need to notify the field event official before moving to the track event.
- Competitors need to return to the field event in the allocated event time.
- Please be aware of event closing times to ensure you return prior to this time.
- Once any event is closed, it will not be reopened.
- High Jump – A High Jump official will let a competitor have 1 attempt at consecutive heights rather than 2 attempts at each height if returning from a track event until they hit the height everyone else is at. If the competitor chooses to re-enter at the height it is at, they can and normal jumping rules apply.

Location of Field Events

Please spend time explaining the different locations to your competitors. An updated map is included in this booklet and will also be accessible online. Allocate a known “go to” adult for students in each school.

Lost Property

There will be a place by the recorder’s table for lost property. All school coordinators need to check this at the end of the day as no gear will be taken from the SA Athletics Stadium.

Weather Policy

Please refer to the SACSA Sports Weather Policy at www.sacsasports.com.au

Students Not Competing

Students not competing must remain in their designated areas.
Schools must ensure non-competing students are supervised at all times.

Areas Out of Bounds

Students are to stay clear of the finish line as the photo finish will be in use, the recorder's table and field event areas and they are not permitted on the infield unless they are competing and moving to an event.

***Please make sure that your staff and students are aware of any important points.
We must ensure that all staff and students act under the rules and expectations set down for the benefit of all.***

OFFICIALS

Schools providing Marshals/Helpers.

To assist in the running of events must ensure they are familiar with measuring tapes and any information necessary to capably do their job.
Please make sure that your staff and students are aware of their duties.
We must ensure that all staff and students act under the rules and expectations set down for the benefit of all.

Field Event Referee

- Meet with field event officials before start of day.
- Review correct procedures, recording of the field events & duty of care.
- Ensure all field events are being conducted correctly throughout the day.
- Administer correction if there are any inconsistencies with the measurement of throws or jumps in reference to the specifications and rules of the respective event.

Field Event Officials

- Be on time for pre start meeting
- Know the correct procedures for running the event
- Hand out ribbons to 1st, 2nd or 3rd place getters
- Please do not close an event until the allocated time, even if you have no other competitors.
- Ensure all results sheets are completed i.e., points and position columns
- A specified runner has been allocated to come around and collect your results sheets. Please check that each results sheet is complete before giving it to the runner
- Compare winning throw or jump with previous record and send a runner to notify the announcer if records are broken

Track Referee

- Observes all track events i.e., sprints, middle distance, relays.
- Check to see all races are starting at the correct starting point
- Work with other Track Officials
- Keep the track area cleared of students and parents that are not competing
- Adjudicate any problems arising that could lead to disqualification of an athlete and/or relay team

Starters Marshal 1 & 2: Team A and Team B

- Each Team will have two staff members to marshal students at the start line.
- Team A marshal the students at the start of the 70/400/200.
- Team B marshal the students at the start of the 100/800/Relays.
- Halfway through Team A marshalling the 70m, Team B should move to the 100m and begin marshalling these competitors, so we can start the 100m straight away.
- Then, halfway through the 100m, Team A should be at the 400m and begin marshalling those competitors so as soon as the 100m finishes, the 400m can start.
- When marshalling, make sure all competitors are in their age groups and lanes.

Starter: Team A and Team B

- Starter for Team A will start all track races.
- Call up competitors for each perspective race
- Shout the following commands:
 - Runners take your mark
 - Set – (let runners who are crouch starting, get set) & wait until all competitors are still.
 - Fire Gun (If false start, fire gun twice and restart race)
- Communicate with Finish Marshal and Starter Marshal as to whether all is ready for the next race.
- Ensure track is clear before beginning event.

Finish Track Marshal

- Keep runners in correct finishing order and direct them to the recording table
- Work with Chief Judge.

Chief Judge

- Responsible for place judges
- Ensure 1 placegetter is allocated for each place or at least for 1 to 5 places and then double up.
- Ensure correct place getters cards are given to the competitor in order of how they finish.
- Communicate with Starter Marshall to indicate whether all judges are in position for the next event
- Check that the light is on at photo finish before starting next race
- Responsible for back up time keeping

Track Event Recorder

- Record runner's 1st – 9th
- Handout ribbons to 1st, 2nd, 3rd

Field & Track Event Results Sheet Collector

- Please meet the field referee at the SACSA marquee at the start of the day for instructions.

EVENT-SPECIFIC GUIDELINES /DESCRIPTION

FIELD EVENTS

- Please make sure you find out which students may need to leave to compete in other events during your event. You will need to mark this on your record sheet so you know who to expect back.
- Please do not close an event until the allocated time, even if you have no other competitors.
- Ensure all results sheets are completed i.e. points and position columns
- Hand out ribbons to 1st, 2nd or 3rd place getters.
- A specified runner has been allocated to come around and collect your results sheets. Please check that each results sheet is complete before giving it to the runner
- Compare winning throw or jump with previous record and send a runner to notify the announcer if records are broken

High Jump

- Competitors need to notify the field event official before moving to the track event.
- Competitors need to return to the field event in the allocated event time.
- Please be aware of event closing times to ensure you return prior to this time.
- Bar height will not change if competitors arrive late. They will need to jump at the current bar height when they arrive.
- The competitor will get **1 attempt at consecutive heights** rather than 2 attempts at each height if returning from a track event until they hit the height everyone else is at.
- If the competitor chooses to re-enter at the height it is at, they can and normal jumping rules apply.
- Please ensure the next high jump event does not start late.
- If a student indicates that they need to leave, you may want to give them a few chances on some heights before they leave - Official's discretion.
- Two attempts only at each height; the last three jumpers will have 3 attempts.
- Students are allowed to start at any height, but they must clear the current height to be able to proceed.

Starting heights

10 yr Girls	90 cm	10 yr Boys	1.00 m
11 yr Girls	95 cm	11 yr Boys	1.10 m
12 yr Girls	1.05 m	12 yr Boys	1.15 m

(Progression for all age groups = 5 rises of 5 cm and then 3 cm rises after that)

Shot Put

Watch carefully to make sure the shot is put to the neck with one hand only. From the time movement begins, the shot shall be in close proximity to the neck or chin and the hand shall not be dropped below this position during the action of putting. The shot shall not be taken behind the line of the shoulders. If the shot is released and is removed from the neck as well as falling behind the shoulder axis, it is a foul. Be flexible, but teach proper entrance and exit from the back of the ring. Note that the correct measuring point is from **the inner edge of the circle**.

Discus

The competitor must start the throw from a stationary position inside the circle. During the throw, the competitor may touch the inside edge of the circle or the inside edge of the line making the circle but may not touch any other part of the circle or the ground outside the circle. Proper entrance/exit from the back of the circle – be lenient but push it! Note correct measuring technique - is from the **inner edge of the circle**.

Shot Put (Girls and Boys)

Age	Weight
9 yr	1.5 kg
10 yr	2 kg
11 yr	2 kg
12yr	2 kg

Discus (Girls and Boys)

Age	Weight
10 yr	500 g
11 yr	500 g
12 yr	750 g

Long Jump

The jump is measured from the mark in the sand made by the athlete's body part nearest to the take-off point.

All year levels will be measured from the **end of the take off line** (we no longer use a toe imprint on the mat, thus no chalking to be used).

800 Metres

All divisions will run together

Generally, division 2 and 3 competitors will start on second 800m line
Competitors will run together.

***Any competitor that walks a distance race will be removed from the event, a disqualification will be given and a DNF will be recorded. ***

Judges will line up the students in the order they finished and will sort out division places and then give out ribbons.

2024 PROGRAM OF EVENTS

Event #	Event Name	Division	M/F	Age	Time	Location
1	Shot Put	1, 2 & 3	F	9	9.00 - 10.00	Outside Arena Ring 2
2	Shot Put	1, 2 & 3	M	9	9.00 - 10.00	Outside Arena Ring 1
3	Discus	1, 2 & 3	F	10	9.00 - 10.00	SE Ring
4	Discus	1, 2 & 3	M	10	9.00 - 10.00	NE Ring
5	Long Jump	1, 2 & 3	F	11	9.00 - 10.00	SW pit 1
6	Long Jump	1, 2 & 3	M	11	9.00 - 10.00	NW pit 1
7	Long Jump	1, 2 & 3	F	12	9.00 - 10.00	SW pit 2
8	Long Jump	1, 2 & 3	M	12	9.00 - 10.00	NW pit 2
9	70m	1	F	8	9.15	West Straight Track
10	70m	2	F	8	9.16	West Straight Track
11	70m	3	F	8	9.17	West Straight Track
12	70m	1	M	8	9.18	West Straight Track
13	70m	2	M	8	9.19	West Straight Track
14	70m	3	M	8	9.20	West Straight Track
15	70m	1	F	9	9.21	West Straight Track
16	70m	2	F	9	9.22	West Straight Track
17	70m	3	F	9	9.23	West Straight Track
18	70m	1	M	9	9.24	West Straight Track
19	70m	2	M	9	9.25	West Straight Track
20	70m	3	M	9	9.26	West Straight Track
21	100m	1	F	10	9.27	NW Corner of Track
22	100m	2	F	10	9.29	NW Corner of Track
23	100m	3	F	10	9.31	NW Corner of Track
24	100m	1	M	10	9.33	NW Corner of Track
25	100m	2	M	10	9.35	NW Corner of Track
26	100m	3	M	10	9.37	NW Corner of Track
27	100m	1	F	11	9.39	NW Corner of Track
28	100m	2	F	11	9.41	NW Corner of Track
29	100m	3	F	11	9.43	NW Corner of Track
30	100m	1	M	11	9.45	NW Corner of Track
31	100m	2	M	11	9.47	NW Corner of Track
32	100m	3	M	11	9.49	NW Corner of Track
33	100m	1	F	12	9.51	NW Corner of Track
34	100m	2	F	12	9.53	NW Corner of Track
35	100m	3	F	12	9.55	NW Corner of Track
36	100m	1	M	12	9.57	NW Corner of Track
37	100m	2	M	12	9.59	NW Corner of Track
38	100m	3	M	12	10.00	NW Corner of Track
39	Shot Put	1, 2 & 3	F	11	10.00 - 11.00	Outside Arena Ring 2
40	Shot Put	1, 2 & 3	M	11	10.00 - 11.00	Outside Arena Ring 1
41	Long Jump	1, 2 & 3	F	8	10.00 - 11.00	SW pit 2
42	Long Jump	1, 2 & 3	M	8	10.00 - 11.00	NW pit 2
43	Long Jump	1, 2 & 3	F	9	10.00 - 11.00	SW pit 1
44	Long Jump	1, 2 & 3	M	9	10.00 - 11.00	NW pit 1
45	High Jump	1, 2 & 3	F	10	10.00 - 11.00	SW Mat
46	High Jump	1, 2 & 3	M	10	10.00 - 11.00	SE Mat
47	400m	1	F	8	10.10	SW Corner of Track
48	400m	2	F	8	10.14	SW Corner of Track
49	400m	3	F	8	10.18	SW Corner of Track
50	400m	1	M	8	10.22	SW Corner of Track
51	400m	2	M	8	10.26	SW Corner of Track
52	400m	3	M	8	10.30	SW Corner of Track
53	400m	1	F	9	10.34	SW Corner of Track
54	400m	2	F	9	10.38	SW Corner of Track
55	400m	3	F	9	10.42	SW Corner of Track
56	400m	1	M	9	10.46	SW Corner of Track
57	400m	2	M	9	10.50	SW Corner of Track
58	400m	3	M	9	10.54	SW Corner of Track

Event #	Event Name	Division	M/F	Age	Time	Location
59	800m	1, 2 & 3	F	10	11.00	SW Corner of Track
60	800m	1, 2 & 3	M	10	11.07	SW Corner of Track
61	Shot Put	1, 2 & 3	F	12	11.00 - 12.00	Outside Arena Ring 2
62	Shot Put	1, 2 & 3	M	12	11.00 - 12.00	Outside Arena Ring 1
63	High Jump	1, 2 & 3	F	12	11.00 - 12.00	SW Mat
64	High Jump	1, 2 & 3	M	12	11.00 - 12.00	SE Mat
65	Long Jump	1, 2 & 3	F	10	11.00 - 12.00	SW pit 1
66	Long Jump	1, 2 & 3	M	10	11.00 - 12.00	NW pit 1
67	Discus	1, 2 & 3	F	11	11.00 - 12.00	SE Ring
68	Discus	1, 2 & 3	M	11	11.00 - 12.00	NE Ring
69	800m	1, 2 & 3	F	11	11.14	SW Corner of Track
70	800m	1, 2 & 3	M	11	11.21	SW Corner of Track
71	800m	1, 2 & 3	F	12	11.28	SW Corner of Track
72	800m	1, 2 & 3	M	12	11.35	SW Corner of Track
73	200m	1	F	8	11.50	NE Corner of Track
74	200m	2	F	8	11.52	NE Corner of Track
75	200m	3	F	8	11.54	NE Corner of Track
76	200m	1	M	8	11.56	NE Corner of Track
77	200m	2	M	8	11.58	NE Corner of Track
78	200m	3	M	8	12.00	NE Corner of Track
79	200m	1	F	9	12.02	NE Corner of Track
80	200m	2	F	9	12.04	NE Corner of Track
81	200m	3	F	9	12.06	NE Corner of Track
82	200m	1	M	9	12.08	NE Corner of Track
83	200m	2	M	9	12.10	NE Corner of Track
84	200m	3	M	9	12.12	NE Corner of Track
85	200m	1	F	10	12.14	NE Corner of Track
86	Shot Put	1, 2 & 3	F	10	12.00 - 1.00	Outside Arena Ring 2
87	Shot Put	1, 2 & 3	M	10	12.00 - 1.00	Outside Arena Ring 1
88	High Jump	1, 2 & 3	F	11	12.00 - 1.00	SW Mat
89	High Jump	1, 2 & 3	M	11	12.00 - 1.00	SE Mat
90	Discus	1, 2 & 3	F	12	12.00 - 1.00	SE Ring
91	Discus	1, 2 & 3	M	12	12.00 - 1.00	NE Ring
92	200m	2	F	10	12.16	NE Corner of Track
93	200m	3	F	10	12.18	NE Corner of Track
94	200m	1	M	10	12.20	NE Corner of Track
95	200m	2	M	10	12.22	NE Corner of Track
96	200m	3	M	10	12.24	NE Corner of Track
97	200m	1	F	11	12.26	NE Corner of Track
98	200m	2	F	11	12.28	NE Corner of Track
99	200m	3	F	11	12.30	NE Corner of Track
100	200m	1	M	11	12.32	NE Corner of Track
101	200m	2	M	11	12.34	NE Corner of Track
102	200m	3	M	11	12.36	NE Corner of Track
103	200m	1	F	12	12.38	NE Corner of Track
104	200m	2	F	12	12.40	NE Corner of Track
105	200m	3	F	12	12.42	NE Corner of Track
106	200m	1	M	12	12.44	NE Corner of Track
107	200m	2	M	12	12.46	NE Corner of Track
108	200m	3	M	12	12.48	NE Corner of Track

Event #	Event Name	Division	M/F	Age	Time	Location
109	4 x 100m	3	F	9	1.00	Runners at each cnr of track
110	4 x 100m	2	F	9	1.04	Runners at each cnr of track
111	4 x 100m	1	F	9	1.08	Runners at each cnr of track
112	4 x 100m	3	M	9	1.12	Runners at each cnr of track
113	4 x 100m	2	M	9	1.16	Runners at each cnr of track
114	4 x 100m	1	M	9	1.20	Runners at each cnr of track
115	4 x 100m	3	F	10	1.24	Runners at each cnr of track
116	4 x 100m	2	F	10	1.28	Runners at each cnr of track
117	4 x 100m	1	F	10	1.32	Runners at each cnr of track
118	4 x 100m	3	M	10	1.36	Runners at each cnr of track
119	4 x 100m	2	M	10	1.40	Runners at each cnr of track
120	4 x 100m	1	M	10	1.44	Runners at each cnr of track
121	4 x 100m	3	F	11	1.48	Runners at each cnr of track
122	4 x 100m	2	F	11	1.52	Runners at each cnr of track
123	4 x 100m	1	F	11	1.56	Runners at each cnr of track
124	4 x 100m	3	M	11	2.00	Runners at each cnr of track
125	4 x 100m	2	M	11	2.04	Runners at each cnr of track
126	4 x 100m	1	M	11	2.08	Runners at each cnr of track
127	4 x 100m	3	F	12	2.12	Runners at each cnr of track
128	4 x 100m	2	F	12	2.16	Runners at each cnr of track
129	4 x 100m	1	F	12	2.20	Runners at each cnr of track
130	4 x 100m	3	M	12	2.24	Runners at each cnr of track
131	4 x 100m	2	M	12	2.28	Runners at each cnr of track
132	4 x 100m	1	M	12	2.32	Runners at each cnr of track

Presentation to start at 2:45 PM

SEATING ALLOCATION

North

South

Hills		Torrens Valley		Portside		Spare rm		Bethany		Horizon
GGLPS		Southern Vales		HOPE		Prescott Sth		Sunrise		Blakes Crossing
						Pilgrim		Rivergum		

FRONT OF GRANDSTAND

Tyndale SE – Eastern shade shelter near Girl's discus area

Kings – Southern shade shelter across from the High Jump area

Cedar – Northwest shade shelter near 100m start.

Emmaus – First (fixed) shelter North of Grandstand

SA ATHLETIC STADIUM MAP

ALL EVENTS – will be conducted inside the stadium including shot put.

